



ripples

MULTI-COLOR DESIGN UPLOADER

New Ripples Cloud Feature

Ripples Customer Success

January 2024

GUIDELINES

A designs before editing must be

- .PNG or .JPG files
- 600DPI
- 1700x1700 pixels
- Avoid complex intricate details

Multi-Color Uploader only makes designs that work with the Ocean Blend and Jungle Blend pod Kits!



Under my designs tap upload designs



Emily's Coffee Shop >

Search designs by tags 🔍

ADMIN

- Utilities
- Users
- Maker Apps

ASSETS

- Hierarchy view
- Organizations
- Locations
- Devices

DESIGNS

- My designs**
- Shared designs
- My Channels
- Shared channels

DEVICE CONTENT

My designs

Tap the plus, or drag and drop your design/s

The screenshot displays the Ripples app interface. On the left is a sidebar menu with categories: ADMIN (Utilities, Users, Maker Apps), ASSETS (Hierarchy view, Organizations, Locations, Devices), DESIGNS (My designs, Shared designs, My Channels, Shared channels), and DEVICE CONTENT. The main area shows a grid of designs under the heading 'My designs'. An 'Upload' modal is open on the right, featuring a search bar, a grid of design thumbnails, and a 'NO FILES UPLOADED' message. Below the grid are several input fields for metadata: Tags, Personalized, Premium, Shareable, Multi-color, Frame, Macaroni, and Language. An 'UPLOAD ALL' button is at the bottom right of the modal.

Emily's Coffee Shop >

Search designs by tags

My designs

ADMIN

- Utilities
- Users
- Maker Apps

ASSETS

- Hierarchy view
- Organizations
- Locations
- Devices

DESIGNS

- My designs**
- Shared designs
- My Channels
- Shared channels

DEVICE CONTENT

Upload

Select ripples from computer

NO FILES UPLOADED

Tags:

Personalized:

Premium:

Shareable:

Multi-color:

Frame:

Macaroni:

Language:

UPLOAD ALL



ripples

I want to convert this design to a multi-color compatible design



Upload ✕

1 Images selected



SOME OF THE FILES ARE NOT 1700 X 1700 PIXELS, THEY WILL BE RESIZED TO 1700 X 1700

Tags:

Personalized: YES NO

Premium: YES NO

Shareable: YES NO

Multi-color: YES NO

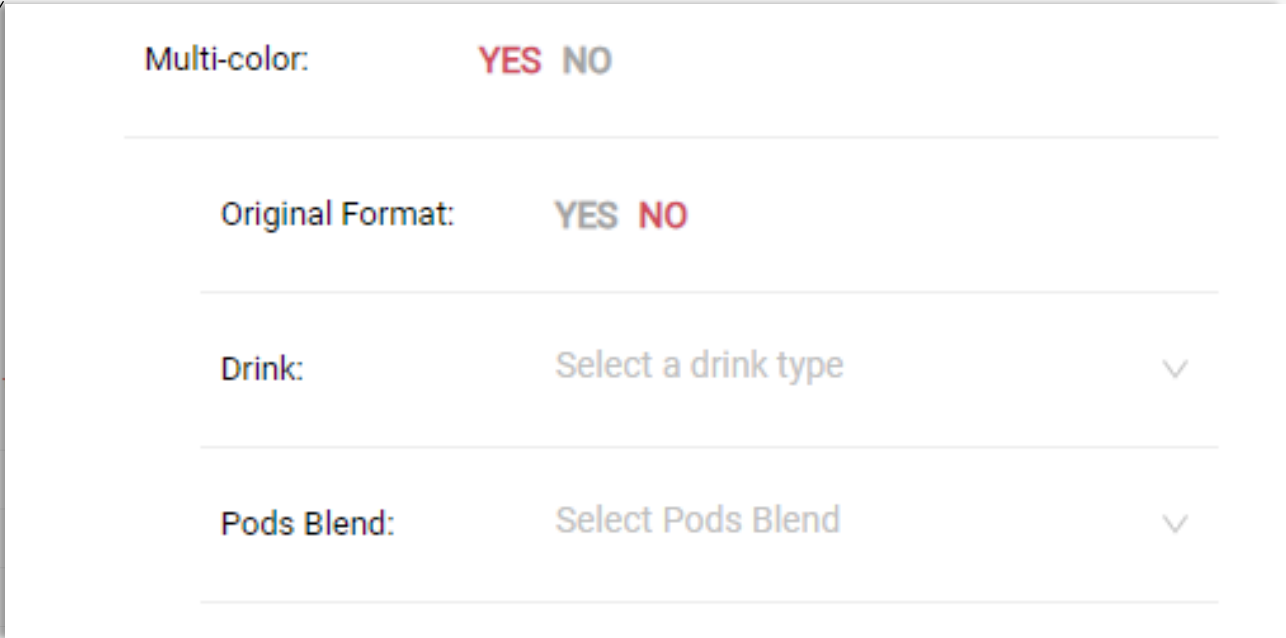

Frame: YES NO

Macaron: YES NO

Language:


UPLOAD ALL

Tap multi-color “YES” to open the design editor



Tap “NO” to change the format, only tap “YES” if you already edited the design using our palettes method.

Select your drink type and pod blend and the design preview will change to reflect your drink and pod combo.



Multi-color:	YES NO
Original Format:	YES NO
Drink:	Coffee <input type="checkbox"/>
Pods Blend:	Jungle Blend <input type="checkbox"/>



Here I selected cocktail and Ocean Blend and the design changed to reflect the pods and drink type.

Multi-color: **YES** NO

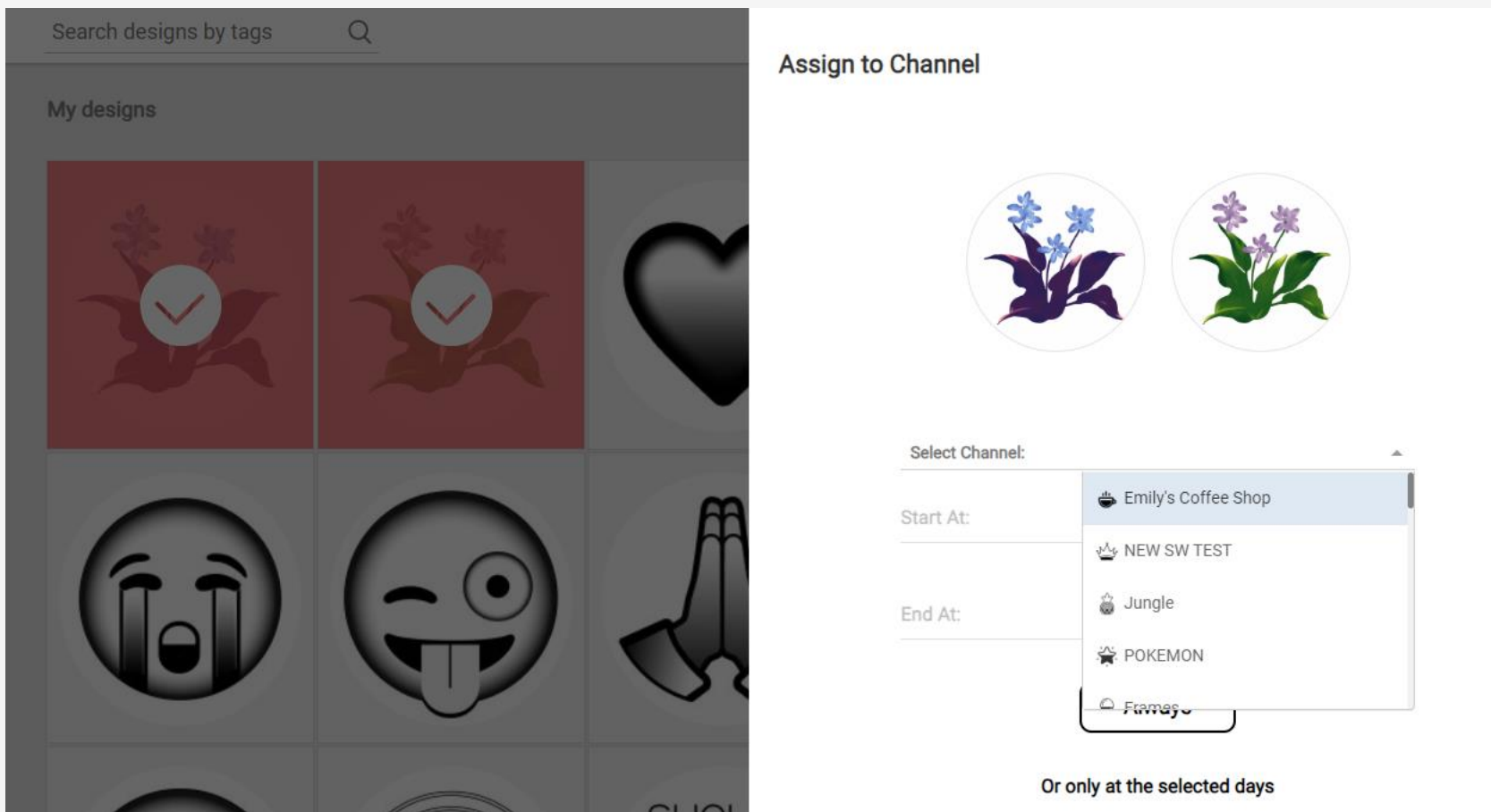
Original Format: **YES** NO

Drink: **Cocktail** ▾

Pods Blend: **Ocean Blend** ▾



Assign your design to a channel that is published to your Ripple Maker



Make sure you have your pod blend installed and multi-color enabled in settings to start printing your new multi-color designs!

THANK YOU.



ripples

